



Building The Tasman

Giving Back.

Yotchi has a new van build on the go and this one, like the others, has been an absolute mission. If I wasn't so fussy with the style of each Yotchi van, it would defiantly speed things up and make our builders a little less worried every time I rocked up. But I guess that's what happens when you are building something unique and different - it requires a whole other level of love, dedication and attention to detail!






You've probably notice the amount of wood on the walls - we have chosen to use Oregon for this build and give back to the environment by using up cycled wood. So, there was no chopping down trees to build this van. This does make the build more costly, however recycling is costly. I've done two trips to Casino so far, to the The Northern Rivers Recycled Timer yard to collect the stash of custom cut Oregon and it looks pretty cool.





The Vibe

We've chosen a 'mountain vibe' look for The Tasman. Creams, browns, white and black with the usual rustic [Pony Rider bedding](#) and blanket finish. I went hunting for the cabinet door handles and found the perfect set from two individuals on Facebook Marketplace. Again, hours of time has gone into the design for this build and we love it. The inspiration to build a 'cabin' on wheels has been a motivation by myself and Josh as we wanted to create something extremely unique and different and something that you could blend into the forest with and feel completely connected to nature.



Features

A few of the quirky features we've incorporated into this build include,

Wine Rack

Hidden sink and gas stove top!

Two unique work stations and dining areas

Warm fairy light action and the custom roll out sky bed, media system and roof platform!

