


CARE & MAINTENANCE - DECKING TILES

NORTHERN RIVERS RECYCLED TIMBER



Our 100% Australian made deck tiles are made from high durability hardwoods such as ironbark and spotted gum.

They are strong and hard wearing but as with all decking timber, they will need to be appropriately cared for and maintained to keep them looking their best and increasing their longevity.

ENVIRONMENT

The hotter the climate and the greater the exposure to the sun, the more frequently the timber will need to be oiled.

A quarterly application may be necessary in a harsh climate or commercial environment or if you wish to maintain the original timber colour.



TANNIN

Tannin is a naturally occurring substance in timber and will leach the first few times it is exposed to water. It may stain paved areas that are light in colour. Objects left on the timber surface will also draw tannin out, creating surface marks.

Removal of these stains is a simple process using a soap solution, bleach or a deck/paving cleaner.

Keeping your tiles clean.

The first step in maintaining your tiles is keeping them clean. Regularly blowing the tiles with a leaf blower will help dirt and debris from building up under the tiles. The surface of the tiles can be kept clean by simply sweeping and mopping.

From time to time, it may be necessary to use a commercial cleaning product to both clean the surface of the deck and kill mould spores. Deck brightening products may also be used providing you carefully test the product in an inconspicuous area to ensure it will achieve the results you require.

Recoating your decking tiles.

The tiles are supplied with one coat of natural decking oil to protect them during packing, transport and installation only. As soon as convenient after installing the tiles, we strongly recommend applying at least two more coats of good quality decking oil.

This can not only reduce the rate of fading, but can to some extent help mitigate the loss of moisture on the top of the wood slats which in turn can minimise checking (small cracking) and splitting. (Note that a small amount of checking and splitting can be expected as a natural occurrence in the natural weathering process).


How often to recoat.

The maintenance routine will be dependent on various factors such as whether the tiles are undercover, usage, and climatic conditions.

This may range from 6 to 24 months. Treatment and rejuvenation of the deck should be carried out during drier months to ensure timber is dry.

You can test if your tiles are ready to be recoated by dripping water onto the wood. If the water is quickly absorbed, they probably need to be recoated, if the water pools on top, they are fine for now.

There are a multitude of products on the market, so whichever you choose, make sure you follow the manufacturers' preparation and application instructions.





OIL BASED VS WATER BASED.

The two main types of decking oil on the market are water based and non-water based.

Water based oils generally have a less dramatic impact on the natural colour of the wood. These oils block the pores and cover the surface with an acrylic film. One of the more popular water based is Intergrain UltraDeck.

Non-water based oils penetrate into the wood fibre and protect the material from water damage and other elements. Non-water based oils provide similar protection to water based oils and but require a longer drying time between coats. However, these oils generally turn the timber a darker shade of colour, similar to wet wood. Two examples we recommend are Cutek CD-50 and Intergrain Natures Timber Oil.

OIL VS STAIN.

Whether you should oil or stain will come down to what you want from your deck. A stain will generally improve the appearance of the deck, but oil will better help preserve its condition.

AGEING PROCESS.

When unprotected, all timber changes colour with exposure to the natural elements of rain and sun. Initially it will darken, then over time will turn a silvery grey.

The natural colour can be restored to a certain degree with products such as oxalic acid and if necessary, by sanding.


Most decking oils contain UV protective compounds that will also change the natural colour of the timber. This pigment is more obvious on the paler timbers than on the darker ones.

WHAT YOU CAN'T SEE.

The deck tiles are designed to sit neatly on the plastic connectors which as well as holding the tiles in place, raise them slightly off the ground to allow for drainage and aeration.

From time to time the base of the tiles should be checked to make sure there is no build up of dirt stopping the drying process.

Areas that accumulate more dirt and moisture will need to be cleaned more often than clean and dry environments.





Disclaimer: Northern Rivers Recycled Timber retains the right to change specifications without notice in accordance with its policy of continued product development. Every care has been taken in preparing the information contained in this publication, however the company cannot accept responsibility for any inaccuracies that may have arisen and cannot accept liability for loss or damage either direct or consequential arising out of or in relation to use of application of the said information.

For full installation, care and maintenance or further information, please contact

Northern Rivers Recycled Timber

sales@northernriverstimber.com.au or visit

<http://www.northernriverstimber.com.au/decking-tile-faq.html>